



NYU Stern Undergraduate College Class of 2025 Career Outcomes Report

Prepared by the NYU Stern Professional Development &
Career Education (PDCE) Team

CHANGE. DARE IT. DREAM IT. DRIVE IT.



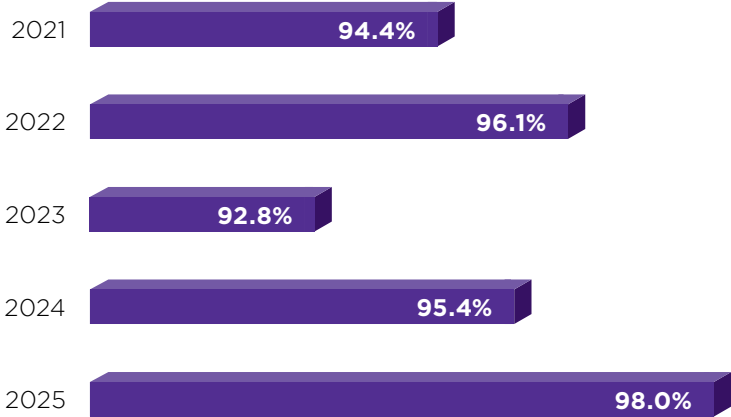
Overview

The NYU Stern Undergraduate College Class of 2025 consisted of 716 graduates whose degrees were conferred between **August 2024 and May 2025**.

Career outcomes data was collected up to six months after graduation through NYU's annual *Life Beyond the Square (LBTS)* survey, supplemented by LinkedIn, employer confirmations, and direct outreach to students. The total knowledge rate for the Class of 2025 was **77.8%**, representing **557 confirmed career outcomes**.

Class of 2025 Full-time Employment Rate

In the Class of 2025, **98.0% of students** who sought full-time employment had obtained a full-time role within three months of graduation. The chart below shows historical full-time employment outcomes dating back to the Class of 2021.



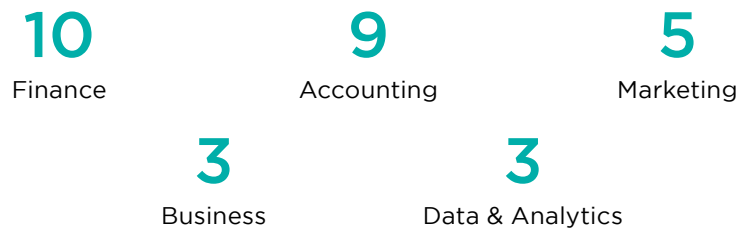
Post-Graduation Outcomes

Among graduates with confirmed outcomes:



Continuing Education

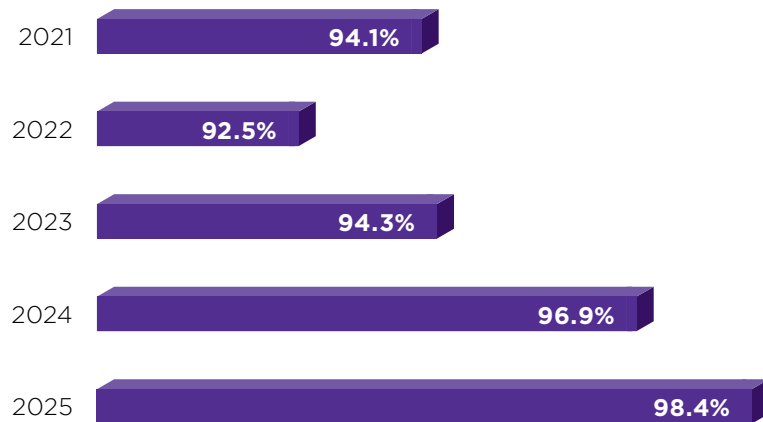
In the Class of 2025, **7.5% of graduates pursued continuing education** as their primary post-graduation outcome. The most common graduate disciplines were:



The most common graduate institutions were Columbia (12), NYU (7), the University of Chicago (3), and Carnegie Mellon (2). These outcomes reflect continued interest in specialized business and analytical graduate programs.


Internship Participation

Internships remain a defining feature of the Stern undergraduate experience, and Stern's NYC location makes it especially easy for students to participate in internships during the school year as well as during summer breaks. In the Class of 2025, **98.4% of students completed at least one business-related internship prior to graduation.**



Salary and Compensation Trends

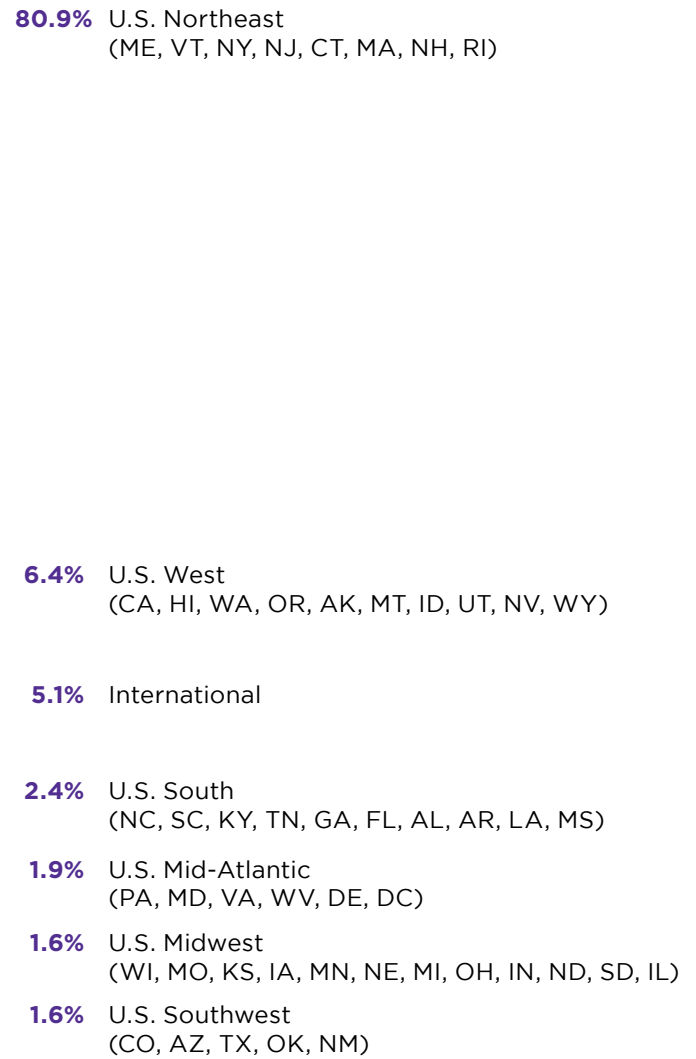
The average total compensation (base salary + signing bonus) for the Class of 2025 was **\$107,420**.



This is approximately **50% higher than the national average for business majors in the Class of 2025**, according to the National Association of Colleges and Employers (NACE). Stern graduates continue to command compensation significantly above national benchmarks.

Geographic Distribution (2021-2025)

Regional Breakdown for Full-Time Employment

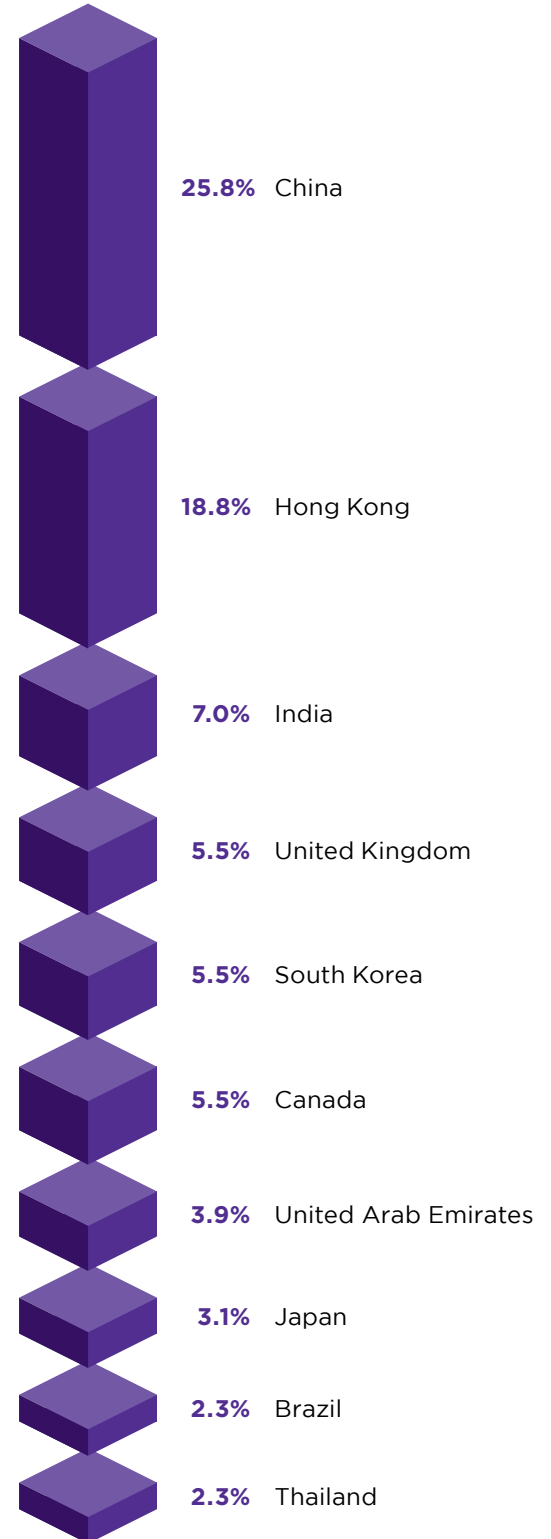


Geographic Distribution (2021-2025)

Top 10 U.S. States for Full-Time Employment (% of Domestic Placements)

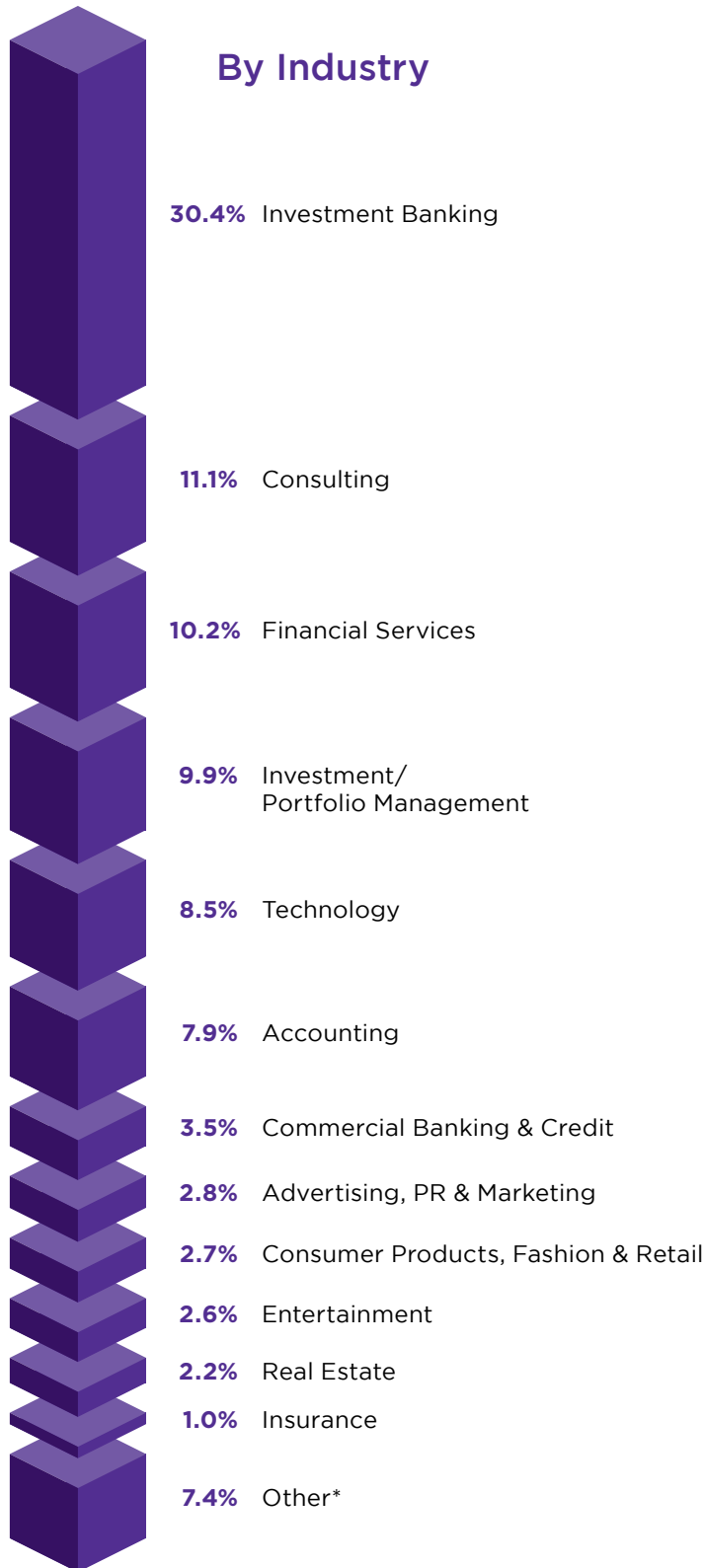


Top International Destinations (% of International Placements)



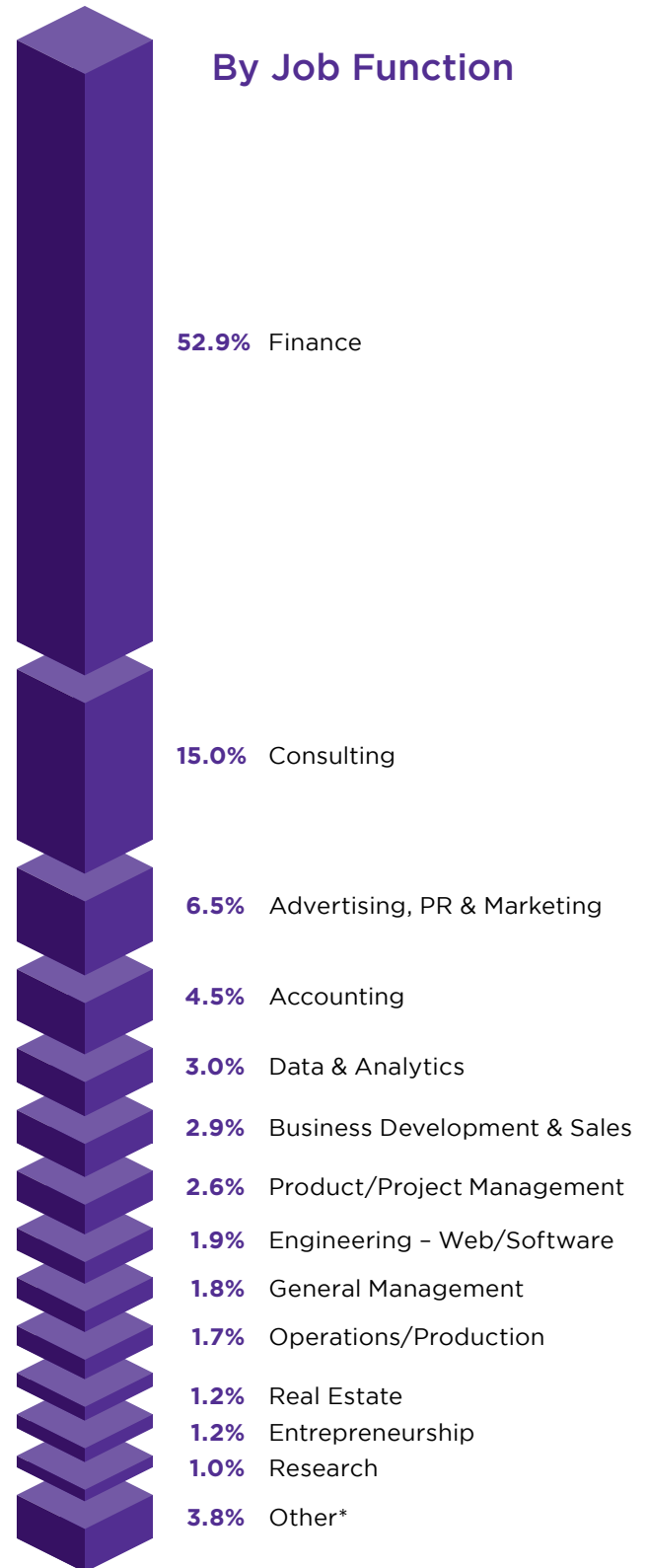
Trends in Employment (2021-2025)

By Industry



*Other includes Aerospace, Automotive, Biotech & Life Sciences, Civil Engineering, Construction, Design, Education, Energy & Utilities, Environmental Services, Government, Healthcare/Pharma, Legal/Law Enforcement, Manufacturing, Non-Profit, Tourism/Hospitality, Telecommunications, and Transportation & Logistics.

By Job Function



*Other includes Actuarial Science, Customer/Technical Support, Design/Art, Education/Teaching/Training, Environmental/Sustainability Management, Healthcare Services, Human Resources, Information Technology, Legal, Logistics & Supply Chain.

Top Employers by Industry (2021–2025)

| Accounting & Consulting Firms | | Banking & Finance | | Other Industries (e.g., Tech, Media, Consumer Products) | |
|-------------------------------|-----|----------------------|-----|---|----|
| Accenture | 12 | Bank of America | 53 | Adobe Systems | 5 |
| Alvarez & Marsal, LLC | 12 | Barclays | 46 | Amazon | 12 |
| Ankura | 5 | BlackRock | 24 | American Express | 14 |
| Bain & Company | 9 | BNP Paribas | 16 | Coinbase | 4 |
| Boston Consulting Group | 15 | Citi | 66 | Google, Inc. | 4 |
| CapCo | 4 | Deutsche Bank | 26 | IBM | 9 |
| Capgemini America Inc. | 7 | Evercore | 27 | L'Oreal | 7 |
| Deloitte | 68 | Goldman Sachs | 66 | Lippincott | 4 |
| EY LLP | 51 | Guggenheim Partners | 23 | Madison Square Garden | 4 |
| EY-Parthenon | 22 | JPMorgan Chase & Co. | 103 | Marsh | 4 |
| FTI Consulting | 19 | Morgan Stanley | 56 | Mastercard | 11 |
| Kearney | 6 | Nomura | 16 | Meta | 4 |
| KPMG LLP | 18 | SMBC | 19 | Microsoft | 12 |
| McKinsey & Company | 12 | UBS | 67 | NBCUniversal | 6 |
| PwC | 110 | Wells Fargo | 37 | Visa, Inc. | 4 |

The Stern Undergraduate College Career Outcomes Report was prepared by the NYU Stern Professional Development & Career Education (PDCE) team. Questions about this report may be directed to the PDCE team at uc.careers@stern.nyu.edu.